



Prime Stream InnoMed
Technology Limited




ankon
INNOVATION FOR BETTER HEALTH

NaviCam™

Magnetic-Controlled
Capsule Endoscopy
(MCCE)

FDA **CE**
De Novo 0197



SAVE PREPARATION TIME FOR GASTROSCOPY

*no extra disinfection time is
needed and readily available
for gastroscopy anytime.*

FEATURES:

1. Innovative capsule gastroscopy for full visualization of stomach controlled by magnet.
2. Comfortable, safe, **sedation free, fast** (finish in 10-15 minutes).
3. An **accurate alternative** to traditional gastroscopy in screening for gastric diseases.
4. **No direct contact** with patients.
5. **Professional training and certification** will be provided without extra charge.



NaviCam™ Features

Magnetically controlled capsule transmitting images at **2 frames per second** to the computer in real time.

Comparable accuracy with conventional endoscopy in detection of gastric diseases.*

360° stomach visualization & 5-D free navigation in stomach controlled by magnet.

Certification:

FDA (US), CE-Mark (EU), NICE (UK), NMPA (CN), ISO-13485.



* (Clin. Gastroenterol. Hepatol. 2016;14:1266)


Publications

Clinical evidence of NaviCam™ has been published in **top-tier scientific journals** on detecting wide range of gastric diseases.

Gastric cancer

NaviCam™ can detect cancer (7 out of 3,182 individuals) and benign lesions (567 out of 3,182 individuals) and is safe and clinically feasible in a large population.

(Zhao *et al*, *Gastrointest. Endosc.* 2018; 88: 466)



Remarks:

- The person must fast > 8 hrs before having the examination.
- The NaviCam™ is contraindicated in pregnancy and for people with pacemakers, implantable electronic devices or implanted metal parts.
- Procedure time depends on the operator experience.
- For detailed procedure, please visit <https://www.psinomed.com.hk>.



Compensated cirrhosis

Risk stratification of gastroesophageal varices in sensitivity, specificity, positive predictive value, and negative predictive value of NaviCam™ were 81.8%, 100%, 100%, and 81.8%, respectively.

(Wang *et al*, *J. of Hepatol.* 2019; 70: e141)

Procedures of NaviCam™ MCCE

1

Prepare with Data Recorder.



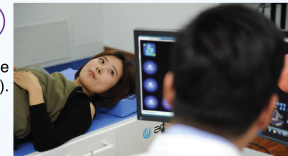
2

Ingest Capsule.



3

Examine Real Time (10-15 min*).



4

Read, Interpret, Report.



Gastric neoplasia

NaviCam™ benefits to patients needing regular surveillance. It is better tolerated, has a low rate of adverse events and a diagnostic yield which compares favorably to esophago-gastroduodenoscopy.

(Qian *et al*, *Digest. Liver Dis.* 2018; 50: 1041)

Visit our website <https://www.psinomed.com.hk> for more.

Worldwide Sales

Over **1,000** NaviCam™ systems installed
Over **500,000** NaviCam™ Capsule Endoscopy done.

Sold or in sales process to the countries below:

USA, UK, China, France, Italy, Hungary & Spain.



Limited Time Offer

30 NaviCam™ capsules will be sponsored to public & private hospitals, endoscopy centers, and health check centers for trials.



Personal Experience Programme

Offer buyers **FREE** NaviCam™ capsules to let the public to experience.

Discount on bulk purchase of NaviCam™ capsules.



**FREE Demonstration,
Contact us NOW!!**

Tel: 3611 8606
WhatsApp: 5343 5061
Email: info@psinnomed.com.hk



Prime Stream InnoMed
Technology Limited



ankon
INNOVATION FOR BETTER HEALTH

PL01-03