



Prime Stream InnoMed
Technology Limited




ankon
INNOVATION FOR BETTER HEALTH

NaviCam™

Magnetic-Controlled
Capsule Endoscopy
(MCCE)

FDA **CE**
De Novo 0197



NEW BUSINESS OPPORTUNITY

*for health check package,
e.g., regular preventive health
checkup (finish in 10-15
minutes).*

FEATURES:

1. Innovative capsule gastroscopy for full visualization of stomach.
2. Comfortable, safe, fast and **sedation free**.
3. Advantage over other capsule endoscopies: NaviCam™ allows **360° & 5-D free navigation** in stomach controlled by magnet.
4. An accurate alternative to traditional gastroscopy in screening for gastric diseases.
5. **No direct contact** with patients required.
6. **Professional training and certification** will be provided without extra charge.

NaviCam™ Features

Magnetically controlled capsule transmitting images at **2 frames per second** to the computer in real time.

Comparable accuracy with conventional endoscopy in detection of gastric diseases.*

5-D handling: complete stomach visualization with full control of the capsule location and camera angle inside patient's body.

Certification:


FDA (US), CE-Mark (EU), NICE (UK), NMPA (CN), ISO-13485.



* (Clin. Gastroenterol. Hepatol. 2016;14:1266)

Publications


Clinical evidence of NaviCam™ has been published in **top-tier scientific journals** on detecting wide range of gastric diseases.



Gastric cancer

NaviCam™ can detect cancer (7 out of 3,182 individuals) and benign lesions (567 out of 3,182 individuals) and is safe and clinically feasible in a large population.

(Zhao *et al*, *Gastrointest. Endosc.* 2018; 88: 466)



Compensated cirrhosis

Risk stratification of gastroesophageal varices in sensitivity, specificity, positive predictive value, and negative predictive value of NaviCam™ were 81.8%, 100%, 100%, and 81.8%, respectively.

(Wang *et al*, *J. of Hepatol.* 2019; 70: e141)

Procedures of NaviCam™ MCCE

1

Prepare with Data Recorder.



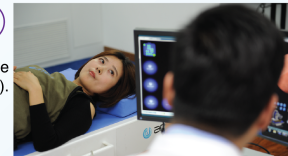
2

Ingest Capsule.



3

Examine Real Time (10-15 min*).



4

Read, Interpret, Report.



Gastric neoplasia

NaviCam™ benefits to patients needing regular surveillance. It is better tolerated, has a low rate of adverse events and a diagnostic yield which compares favorably to esophago-gastrododendoscopy.

(Qian *et al*, *Digest. Liver Dis.* 2018; 50: 1041)

Visit our website <https://www.psinomed.com.hk> for more.

Worldwide Sales

Over **1,000** NaviCam™ systems installed
Over **500,000** NaviCam™ Capsule Endoscopy done.

Sold or in sales process to the countries below:

USA, UK, China, France, Italy, Hungary & Spain.



Limited Time Offer

30 NaviCam™ capsules will be sponsored to public & private hospitals, endoscopy centers, and health check centers for trials.



Personal Experience Programme

Offer buyers **FREE** NaviCam™ capsules to let the public to experience.

Discount on bulk purchase of NaviCam™ capsules.



**FREE Demonstration,
Contact us NOW!!**

Tel: 3611 8606

WhatsApp: 5343 5061

Email: info@psinnomed.com.hk



Prime Stream InnoMed
Technology Limited



ankon
INNOVATION FOR BETTER HEALTH

PL03-03