



Prime Stream InnoMed  
Technology Limited




ankon  
INNOVATION FOR BETTER HEALTH

# NaviCam™

Magnetic-Controlled  
Capsule Endoscopy  
(MCCE)

**FDA** **CE**  
De Novo 0197



## RAISE PATIENTS' ACCEPTANCE TO GASTROSCOPY, ESPECIALLY ELDERLY

- comfortable, safe, sedation free, fast (finish in 10-15 minutes).
- suitable for patients who need frequent monitor of stomach situation, e.g., varices in people having cirrhosis, especially elderly.

## FEATURES:

1. Innovative capsule gastroscopy for full visualization of stomach **controlled by magnet**.
2. An **accurate alternative** to traditional gastroscopy in screening for gastric diseases.
3. Capture clear images for examination.
4. **No direct contact** with patients.
5. **Professional training and certification** will be provided without extra charge.



## NaviCam™ Features

Magnetically controlled capsule transmitting images at **2 frames per second** to the computer in real time.

**Comparable accuracy** with conventional endoscopy in detection of gastric diseases.\*

**360° stomach visualization** & 5-D free navigation in stomach controlled by magnet.

### Certification:

**FDA (US), CE-Mark (EU), NICE (UK), NMPA (CN), ISO-13485.**



\* (Clin. Gastroenterol. Hepatol. 2016;14:1266)


## Publications

Clinical evidence of NaviCam™ has been published in **top-tier scientific journals** on detecting wide range of gastric diseases.

### Gastric cancer

NaviCam™ can detect cancer (7 out of 3,182 individuals) and benign lesions (567 out of 3,182 individuals) and is safe and clinically feasible in a large population.

(Zhao *et al*, *Gastrointest. Endosc.* 2018; 88: 466)



### Compensated cirrhosis

Risk stratification of gastroesophageal varices in sensitivity, specificity, positive predictive value, and negative predictive value of NaviCam™ were 81.8%, 100%, 100%, and 81.8%, respectively.

(Wang *et al*, *J. of Hepatol.* 2019; 70: e141)

## Procedures of NaviCam™ MCCE

1

Prepare with Data Recorder.



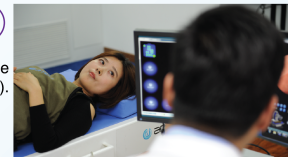
2

Ingest Capsule.



3

Examine Real Time (10-15 min\*).



4

Read, Interpret, Report.



### Gastric neoplasia

NaviCam™ benefits to patients needing regular surveillance. It is better tolerated, has a low rate of adverse events and a diagnostic yield which compares favorably to esophago-gastroduodenoscopy.

(Qian *et al*, *Digest. Liver Dis.* 2018; 50: 1041)

Visit our website <https://www.psinmed.com.hk> for more.

# Worldwide Sales

Over **1,000** NaviCam™ systems installed  
Over **500,000** NaviCam™ Capsule Endoscopy done.

Sold or in sales process to the countries below:

USA, UK, China, France, Italy, Hungary & Spain.



## Limited Time Offer

**30** NaviCam™ capsules will be sponsored to public & private hospitals, endoscopy centers, and health check centers for trials.



### Personal Experience Programme

Offer buyers **FREE** NaviCam™ capsules to let the public to experience.

Discount on bulk purchase of NaviCam™ capsules.



## FREE Demonstration, Contact us NOW!!

Tel: 3611 8606  
WhatsApp: 5343 5061  
Email: [info@psinnomed.com.hk](mailto:info@psinnomed.com.hk)



**Prime Stream InnoMed**  
Technology Limited



**ankon**  
INNOVATION FOR BETTER HEALTH

PL02-03